




**TIOMOS**



**G\*GRASS®**

## **TIOMOS HINGE SYSTEM**

Integrated Soft-close, stylish design, maximum stability.  
The best possible hinge solution for cabinet doors.





Tiomos, an elegant hinge system today that meets the technical and functional requirements of tomorrow.



**Our developers set out to create a completely new hinge system.**


**The result is Tiomos.** Not only does Tiomos outperform any other hinge in the industry, it offers a timeless design as well as its own individual character.

The product range covers virtually every application, from standard doors to wide angle doors, from frameless applications to face frame applications. The Tiomos offers two closing actions: the standard Self-close and the popular Soft-close. The Soft-close offers a three tier adjustable mechanism, which is fully integrated and concealed in the hinge arm. The Soft-close

mechanism remains active through the duration of the close, resulting in an extremely smooth action. With the superb engineering and design, size and weight of the door will not be a factor. The doors pull open with ease and minimal gaps can be achieved due to the design of the hinge.

Tiomos - the ideal solution to the ever increasing requirements of today's manufacturers.





## Tiomos - One hinge system to cover all applications.

**Meet Tiomos, an evolutionary hinge system that offers the best possible movement for cabinet doors.**

Tiomos provides perfect movement for essentially every application, from standard doors to wide angle doors, from diagonal corner hinges to pie-cut corner hinges, and from frameless applications to face frame applications. Tiomos is available in a 45mm or 42mm boring pattern for dowelled hinges and 45mm for screw-on hinges. The Tiomos Impresso, the ever popular tool-free version, is available in a combined 42/45mm pattern.

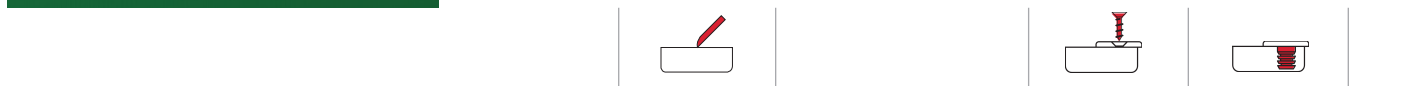
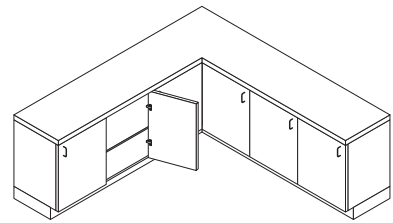


# Tiomos 110

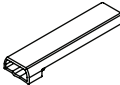
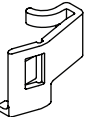
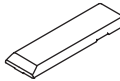
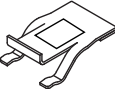


## 110° hinge for standard doors



- 3-dimensional adjustment with suitable base plate
- Accommodates overlays up to 24mm (15/16")
- Optimal reveal up to 24mm door thickness
- Soft-close or Self-close hinges available
- For face frame or frameless cabinets
- Convenient depth adjustment with worm screw



Tiomos 110 Opening Angle 110°						Impresso		Screw-On		Dowelled	
Full Overlay	Cranking 00	Pattern	Type	Item No.	PU	Pattern	Type	Item No.	Item No.	PU	
	Hinge cup: steel, nickel-plated	42/45	Soft-close	<b>F017139414228</b>	150	45	Soft-close	<b>F028138519228</b>	<b>F028138523228</b>	150	
	Hinge arm: steel, nickel-plated	42/45	Self-close	<b>F034139385228</b>	150	45	Self-close	<b>F045138457228</b>	<b>F045138461228</b>	150	
						42	Soft-close	-	<b>F028138341228</b>	150	
						42	Self-close	-	<b>F045138279228</b>	150	
Overlay	Cranking 03	Pattern	Type	Item No.	PU	Pattern	Type	Item No.	Item No.	PU	
	Hinge cup: steel, nickel-plated	42/45	Soft-close	<b>F017139415228</b>	150	45	Soft-close	<b>F028138520228</b>	<b>F028138524228</b>	150	
	Hinge arm: steel, nickel-plated	42/45	Self-close	<b>F034139386228</b>	150	45	Self-close	<b>F045138458228</b>	<b>F045138462228</b>	150	
		42/45	Free-swing	<b>F035139443228</b>	150	42	Soft-close	-	<b>F028138342228</b>	150	
						42	Self-close	-	<b>F045138280228</b>	150	
Half Overlay	Cranking 9.5	Pattern	Type	Item No.	PU	Pattern	Type	Item No.	Item No.	PU	
	Hinge cup: steel, nickel-plated	42/45	Soft-close	<b>F017139416228</b>	150	45	Soft-close	<b>F028138521228</b>	<b>F028138525228</b>	150	
	Hinge arm: zinc, nickel-plated	42/45	Self-close	<b>F034139387228</b>	150	45	Self-close	<b>F045138459228</b>	<b>F045138463228</b>	150	
		42/45	Free-swing	<b>F035139444228</b>	150	42	Soft-close	-	<b>F028138343228</b>	150	
						42	Self-close	-	<b>F045138281228</b>	150	
Inset	Cranking 19	Pattern	Type	Item No.	PU	Pattern	Type	Item No.	Item No.	PU	
	Hinge cup: steel, nickel-plated	42/45	Soft-close	<b>F017139417228</b>	150	45	Soft-close	<b>F028138522228</b>	<b>F028138526228</b>	150	
	Hinge arm: zinc, nickel-plated	42/45	Self-close	<b>F034139388217</b>	50	45	Self-close	<b>F045138460228</b>	<b>F045138464228</b>	150	
						42	Soft-close	-	<b>F028138344217</b>	50	
						42	Self-close	-	<b>F045138282228</b>	150	

Cover Cap with Clip Protector		Item No.	PU	Hinge Clip Protector		Item No.	PU
	Plastic, black	<b>F072140504247</b>	1000		Plastic, grey	<b>F072135807540</b>	500
	For installation see page 57				For installation see page 57		
Cover Caps		Item No.	PU	Opening Angle Reduction Clip to 85°		Item No.	PU
	Steel, nickel-plated	<b>F072135500247</b>	1000		Steel, nickel	<b>F072135751517</b>	50
					For installation see page 56		
Hinge Cup Cover Cap		Item No.	PU	Wood Screw, Nickel-plated		Item No.	PU
	Steel, nickel-plated	<b>F072135503228</b>	150		#6 x 5/8" FHP, NI	81001-43	500

PU - Packaging unit